

EMMA Dataport | MSRB Gateway | Contact | Logout

EMMA
Electronic Municipal Market Access
A service of the MSRB

for assistance call: 202-838-1330

EMMA Dataport – ABL Program **MSRB GATEWAY**

Submission Status: Not Submitted You are currently acting on behalf of: Test Org

Save Preview Exit

Plan Descriptive Information > **PLAN SERVICE AND TRANSACTION FEES (AS APPLICABLE)**

Aggregate Plan Information >	Account Opening Fee (\$)	<input type="text"/>	Overdraft Fee (\$)	<input type="text"/>
Plan Service and Transaction Fees	Investment Administration Fee (\$)	<input type="text"/>	Copy of Check or Statement Fee (per request) (\$)	<input type="text"/>
Investment Option Information >	Cancellation/Withdrawal Fee (\$)	<input type="text"/>	Copy of Check Images Mailed with Monthly Statement Fee (\$)	<input type="text"/>
Expand All Sections >	Change in Account Owner Fee (\$)	<input type="text"/>	Check Fee (\$)	<input type="text"/>
Resources	Change in Investment Option/Transfer Fee (\$)	<input type="text"/>	Returned Check Fee (\$)	<input type="text"/>
Form G-45 Manual and Specifications	Rollover Fee (\$)	<input type="text"/>	Checking Account Option Fee (\$)	<input type="text"/>
MSRB Gateway Manual	Returned Excess Aggregate Contributions Fee (\$)	<input type="text"/>	Re-Issue of Disbursement Check Fee (\$)	<input type="text"/>
MSRB Rule G-45	Rejected ACH or EFT Fee (\$)	<input type="text"/>	Stop Payment Fee (\$)	<input type="text"/>
	Overnight Delivery Fee (\$)	<input type="text"/>	Debit Card Fee (\$)	<input type="text"/>
	In-Network ATM Fee (\$)	<input type="text"/>	Debit Card Replacement Fee (\$)	<input type="text"/>
	Out-of-Network ATM Fee (\$)	<input type="text"/>	Outgoing Wire Fee (\$)	<input type="text"/>
	ATM Mini Statement Fee (\$)	<input type="text"/>	Expedited Debit Card Rush Delivery Fee (\$)	<input type="text"/>
	International POS/ATM Transaction Fee (%)	<input type="text"/>	Paper Fee (\$)	<input type="text"/>
	Foreign Transaction Fee (%)	<input type="text"/>	Miscellaneous Fee (\$)	<input type="text"/>

[Add Note](#)


Sitemap | Privacy Policy | Terms of Use | MSRB.org | MSRB Systems Status

© 2017 Municipal Securities Rulemaking Board (MSRB)

EMMA is a service of the Municipal Securities Rulemaking Board, which protects investors, state and local governments, and the public interest. Portions of EMMA data provided by Standard & Poor's Securities Evaluators, Inc., CUSIP Global Services & American Bankers Association

00.00.0771903 1.0.1368 -1-1


This storyboard may not reflect the final user interface design.



EMMA[®]
Electronic Municipal Market Access
A service of the MSRB

EMMA DataPort | MSRB Gateway | Contact | Logout

for assistance call: 202-838-1330

EMMA DataPort – 529 College Savings Plans


Submission Status: Not Submitted
You are currently acting on behalf of: Test Org

Save
Preview
Exit

Plan Descriptive Information >

Aggregate Plan Information >

Plan Service and Transaction Fees

Investment Option Information >

Expand All Sections >

Resources

Form G-45 Manual and Specifications


MSRB Gateway Manual

MSRB Rule G-45

PLAN SERVICE AND TRANSACTION FEES (AS APPLICABLE)

Account Opening Fee (\$)	<input type="text"/>	Overdraft Fee (\$)	<input type="text"/>
Investment Administration Fee (\$)	<input type="text"/>	Copy of Check or Statement Fee (per request) (\$)	<input type="text"/>
Cancellation/Withdrawal Fee (\$)	<input type="text"/>	Copy of Check Images Mailed with Monthly Statement Fee (\$)	<input type="text"/>
Change in Account Owner Fee (\$)	<input type="text"/>	Check Fee (\$)	<input type="text"/>
Change in Investment Option/Transfer Fee (\$)	<input type="text"/>	Returned Check Fee (\$)	<input type="text"/>
Rollover Fee (\$)	<input type="text"/>	Checking Account Option Fee (\$)	<input type="text"/>
Returned Excess Aggregate Contributions Fee (\$)	<input type="text"/>	Re-Issue of Disbursement Check Fee (\$)	<input type="text"/>
Rejected ACH or EFT Fee (\$)	<input type="text"/>	Stop Payment Fee (\$)	<input type="text"/>
Overnight Delivery Fee (\$)	<input type="text"/>	Debit Card Fee (\$)	<input type="text"/>
In-Network ATM Fee (\$)	<input type="text"/>	Debit Card Replacement Fee (\$)	<input type="text"/>
Out-of-Network ATM Fee (\$)	<input type="text"/>	Outgoing Wire Fee (\$)	<input type="text"/>
ATM Mini Statement Fee (\$)	<input type="text"/>	Expedited Debit Card Rush Delivery Fee (\$)	<input type="text"/>
International POS/ATM Transaction Fee (%)	<input type="text"/>	Paper Fee (\$)	<input type="text"/>
Foreign Transaction Fee (%)	<input type="text"/>	Miscellaneous Fee (\$)	<input type="text"/>

[Add Note](#)



[Sitemap](#) | [Privacy Policy](#) | [Terms of Use](#) | [MSRB.org](#) | [MSRB System Status](#)
 © 2017 Municipal Securities Rulemaking Board (MSRB)
 EMMA is a service of the Municipal Securities Rulemaking Board, which protects investors, state and local governments, and the public interest. Portions of EMMA data provided by Standard & Poor's Securities Evaluations, Inc., CUSIP Global Services & American Bankers Association.

00:00:0014524

E.R. 1068-11-1

This storyboard may not reflect the final user interface design.

Fees and Expenses

Asset-Based Fees		
Estimated Underlying Fund Expenses (%)		<input type="text"/>
Program Management Fee (%)		<input type="text"/>
State Fee (%)		<input type="text"/>
Miscellaneous Fee (%)		<input type="text"/>
Annual Distribution/Service/Sales Fee (%)		<input type="text"/>
Total Annual Asset-Based Fees (%)		<input type="text"/>
Additional Investor Expenses		
Maximum Initial Sales Charge (%)		<input type="text"/>
Maximum Deferred Sales Charge (%)		<input type="text"/>
Annual Account Maintenance Fee (\$)		<input type="text"/> In State <input type="text"/> Out of State
Audit Fee (%)		<input type="text"/>
Bank Administration Fee (\$)		<input type="text"/>

Add Note

This storyboard may not reflect the final user interface design.